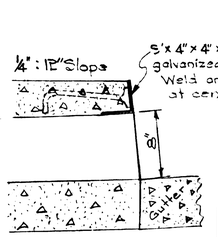

PLAN OF INLET
Scale 1½" = 1'-0"

DETAIL OF ANCHORS
Scale 1½" = 1'-0"

SCALE: 1/8" = 1'-0"

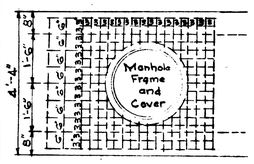

All Bars to be 5/8" ϕ Def. Bars with 4" hook.
Manhole Frame and Cover Alhambra No. A-1264 or equal, Top of cover to be flush with sidewalk.
Reinforcing Bars shall be 1½" above bottom of slab.

PLAN OF MANHOLES
NO. 1 AND NO. 3
Scale ½" = 1'-0"

NOTE:
It is hereby understood and agreed that in the relocation of the street lighting system and the traffic signal system the Contractor shall pay for all necessary materials and that the City of San Bernardino shall furnish the labor and equipment.

NOTE:
After the concrete work has been finished the Contractor shall furnish and place all necessary asphaltic material in accordance with the grades furnished by the City Engineer.

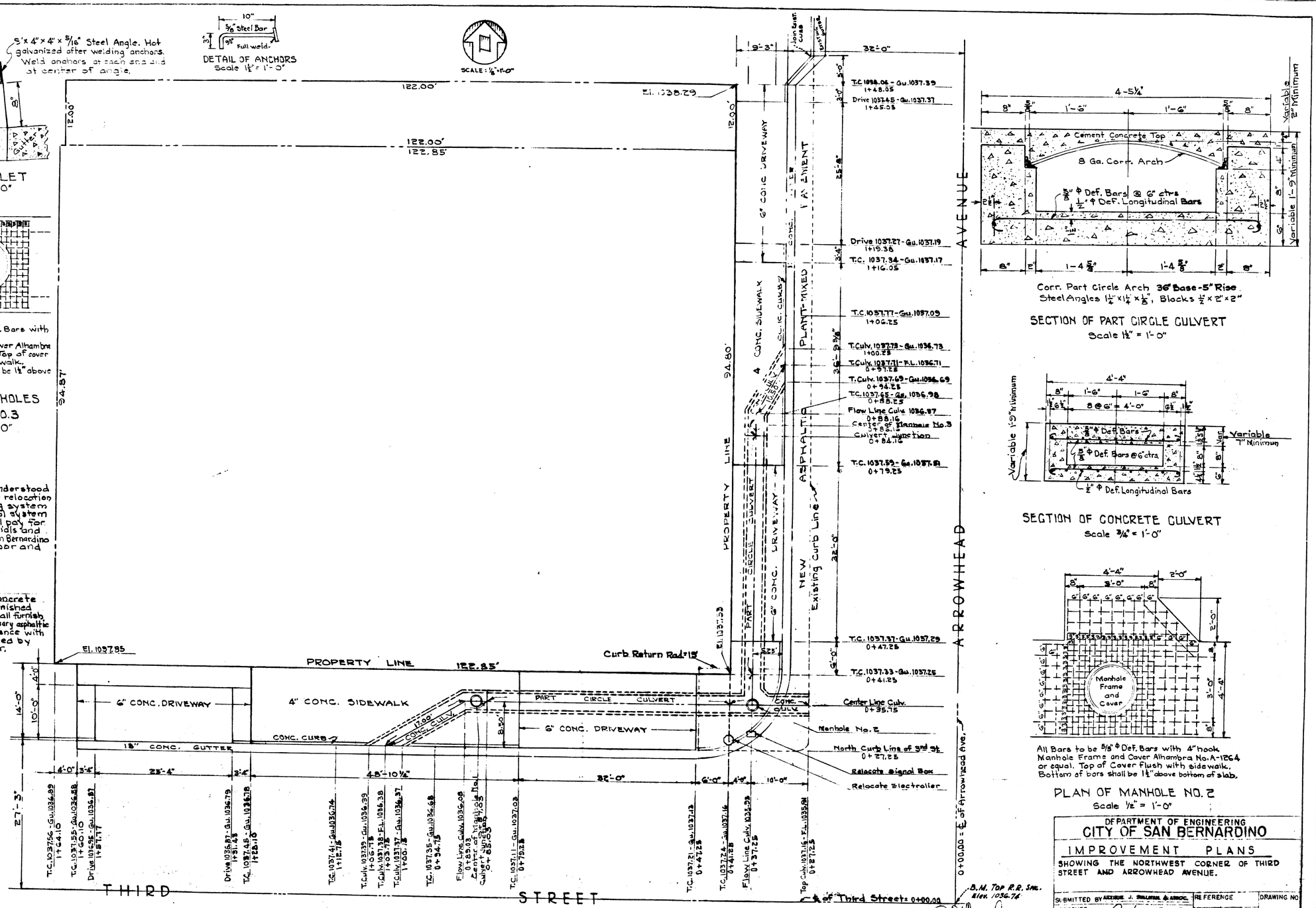

Corr. Part Circle Arch 36" Base - 5" Rise
Steel Angles 1½" x 1½" x 1/8", Blocks ½" x 2" x 2"

SECTION OF PART CIRCLE CULVERT
Scale 1½" = 1'-0"

SECTION OF CONCRETE CULVERT
Scale ¾" = 1'-0"

All Bars to be 5/8" ϕ Def. Bars with 4" hook
Manhole Frame and Cover Alhambra No. A-1264 or equal. Top of Cover Flush with sidewalk.
Bottom of bars shall be 1½" above bottom of slab.

PLAN OF MANHOLE NO. 2
Scale ½" = 1'-0"

DEPARTMENT OF ENGINEERING
CITY OF SAN BERNARDINO

IMPROVEMENT PLANS

SHOWING THE NORTHWEST CORNER OF THIRD STREET AND ARROWHEAD AVENUE.

SUBMITTED BY ARTHUR J. SCHAFER & ASSOC.	REFERENCE	DRAWING NO
APPROVED Jan. 17, 1955 CITY ENGINEER	DRAWN BY	2296
REGISTERED CIVIL ENGINEER NO. 7065	CHECKED BY	SHEET 0 SHEETS

REGISTERED CIVIL ENGINEER

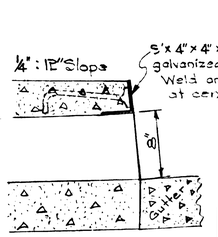

PLAN OF INLET
Scale 1½" = 1'-0"

DETAIL OF ANCHORS
Scale 1½" = 1'-0"

SCALE: 1/8" = 1'-0"

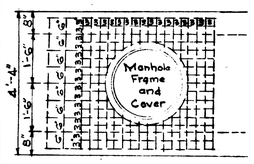

All Bars to be 5/8" ϕ Def. Bars with 4" hook.
Manhole Frame and Cover Alhambra No. A-1264 or equal, Top of cover to be flush with sidewalk.
Reinforcing Bars shall be 1½" above bottom of slab.

PLAN OF MANHOLES
NO. 1 AND NO. 3
Scale ½" = 1'-0"

NOTE:
It is hereby understood and agreed that in the relocation of the street lighting system and the traffic signal system the Contractor shall pay for all necessary materials and that the City of San Bernardino shall furnish the labor and equipment.

NOTE:
After the concrete work has been finished the Contractor shall furnish and place all necessary asphaltic material in accordance with the grades furnished by the City Engineer.

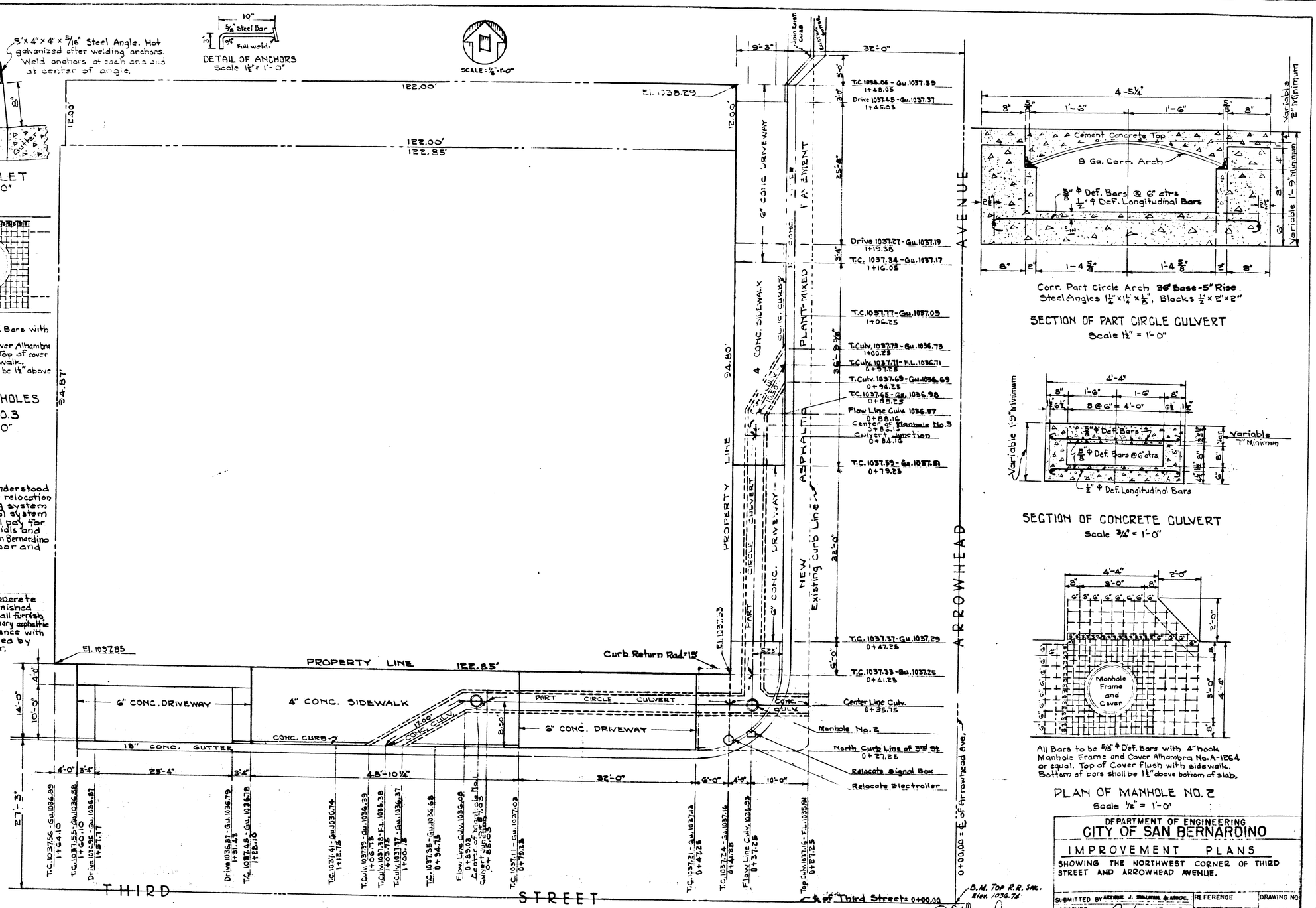

Corr. Part Circle Arch 36" Base - 5" Rise
Steel Angles 1½" x 1½" x 1/8", Blocks ½" x 2" x 2"

SECTION OF PART CIRCLE CULVERT
Scale 1½" = 1'-0"

SECTION OF CONCRETE CULVERT
Scale ¾" = 1'-0"

All Bars to be 5/8" ϕ Def. Bars with 4" hook
Manhole Frame and Cover Alhambra No. A-1264 or equal. Top of Cover Flush with sidewalk.
Bottom of bars shall be 1½" above bottom of slab.

PLAN OF MANHOLE NO. 2
Scale ½" = 1'-0"

DEPARTMENT OF ENGINEERING
CITY OF SAN BERNARDINO

IMPROVEMENT PLANS

SHOWING THE NORTHWEST CORNER OF THIRD STREET AND ARROWHEAD AVENUE.

SUBMITTED BY ARTHUR J. SCHAFER & ASSOC.	REFERENCE	DRAWING NO
APPROVED Jan. 17, 1955 CITY ENGINEER	DRAWN BY	2296
REGISTERED CIVIL ENGINEER NO. 7065	CHECKED BY	SHEET 0 SHEETS

REGISTERED CIVIL ENGINEER